

CONTACT CEMENT



The workhorse of the flammable contact adhesive industry. Designed for economy and efficiency for non-postforming high speed applications, the homogenized product combines easy sprayability and aggressive tack to provide a "no problem, no worry" bond.

5 Gallon (Clear) **UP-CA150.5**
 5 Gallon (Red) **UP-CA151.5**

Our most popular roller and brush grade contact adhesive. Fast drying, high solids, and easy roller application for professional use only. A no-nonsense, high speed, roller grade adhesive for the production oriented shop.

1 Gallon **UP-500.1**

CabinetWare

CONTACT CEMENT CLEANER



Contact Adhesive Remover. Used For Removing Contact Adhesive Overspray.


1 gallon **UP-151.1**

5 gallon **UP-151.5**



CabinetWare is your source for Wilsonart laminate. Over 250 colors to choose from & stock in all four *CabinetWare* locations.

With *CabinetWare*, your statements are limitless.



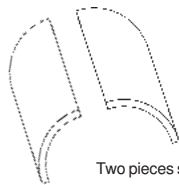
Visit cabinetware.com to view color available from Wilsonart Laminates.



Call for your login password!

CabinetWare

QUARTER RADIUS

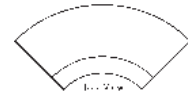
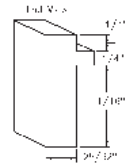


Two pieces shown

3" outside radius. 5/8" thick. 98" long. 7 ply. **WP-QR3**

6" outside radius. 5/8" thick. 98" long. 7 ply. **WP-QR6**

FLAT EDGE E-Z CORNER



E-Z corners and E-Z moldings are manufactured with a 1/4" spline on the back to eliminate alignment problems. Exposed fastening is unnecessary. Prefinish the corner, slot the edge of your radius panel and apply with glue.

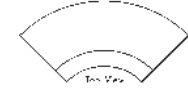
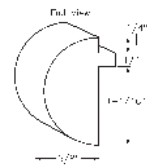
4" inside radius. **WP-FC4**

6" inside radius. **WP-FC6**

Flat molding. 8' long. **WP-FCM8**

CabinetWare

HALF ROUND E-Z CORNER



E-Z corners and E-Z moldings are manufactured with a 1/4" spline on the back to eliminate alignment problems. Exposed fastening is unnecessary. Prefinish the corner, slot the edge of your radius panel and apply with glue.

4" inside radius. **WP-HR4**

6" inside radius. **WP-HR6**

Half round molding. 8' long. **WP-HRM8**

woodtape PVC Edgebanding



PVC is the most commonly used edging in the market today with Woodtape as an industry leader in the manufacturing and supply of PVC edgebanding. Woodtape's KwikEdge PVC provides excellent machinability, impact resistance, durability and overall appearance. A specially formulated primer ensures a tough, durable bond while our topcoat permanently seals the surface of all printed patterns to protect the surface against solvents and other cleaning fluids. PVC offers many advantages over other types of edging products; including ease of application, color throughout the thickness, a virtually unlimited range of colors, prints and designs and single roll availability. Almost 600 colors and patterns in the 15/16" width are available in 600' coils.

- Woodtape's entire 15/16" PVC program is available preglued for hot air application, *in single roll quantities!*

Note: Preglued PVC **cannot** be applied with heat bar type applicator or hand irons.

Thickness is .018" (.46mm).

7/8" Automatic PVC Edgebanding. 600' roll.
 Almond **WPW-7APE2114**
 Black **WPW-7APE2416**
 Fog Grey **WPW-7APE2425**
 Folkstone **WPW-7APE2454**

7/8" Automatic PVC Edgebanding. 1200' roll.
 Frosty White **WPW-7APE2001.1200**
 Almond **WPW-7APE2114.1200**

15/16" Automatic PVC Edgebanding. 600' roll.
 Ice White **WPW-15APE2008**
 Dove Grey **WPW-15APE2426**
 Antique White **WPW-15APE2115**
 White Gloss **WPW-15APE1501H**
 Grey **WPW-15APE2422**
 Light Beige **WPW-15APE2116**
 Captiva Maple **WPW-15APE3714**
 Natural Oak **WPW-15APE3413**
 Woodland Rose **WPW-15APE3517**
 Beigewood **WPW-15APE3520**
 Manitoba Maple **WPW-15APE3920**
 Fusion Maple **WPW-15APE3922**
 Sanibel Maple **WPW-15APE3923**
 Hardrock Maple **WPW-15APE4901**

Accent Edge® Thick PVC is also available from Woodtape. Please refer to their product guide for additional information.

CabinetWare

woodtape Polyester Edgebanding

Melamine and Polyester are thermoset products, meaning they are unaffected by heat during or after application. These products are partially suited to applications where hot melt or PVA glues are applied directly to the edgebanding.

13/16" Preglued Polyester Edgebanding. 250' roll.
 White **WPW-13POE901**

See page TL-11 for an edgebanding iron, pressure roller, and laminate trimmer.

CabinetWare

Notes _____

***VENEER
EDGEBANDING***



Sanded Unfinished	Preglued 13-16" x 250'	Automatic 7/8" x 500'
Cherry	WPV-PVE13CHY	WPV-AVE7CHY
Hickory	WPV-PVE13HIC	WPV-AVE7HIC
Mahogany	WPV-PVE13MAH	WPV-AVE7MAH
Maple	WPV-PVE13MAP	WPV-AVE7MAP
Red Oak	WPV-PVE13RO	WPV-AVE7RO
Sapele	WPV-PVE13SAP	WPV-AVE7SAP
Teak	WPV-PVE13TEAK	WPV-AVE7TEAK
Walnut	WPV-PVE13WAL	WPV-AVE7WAL
White Ash	WPV-PVE13WA	WPV-AVE7WA
White Oak	WPV-PVE13WO	WPV-AVE7WO

Prefinished	Preglued 13-16" x 250'	Automatic 7/8" x 500'
Cherry	WPV-PVEP13CHY	WPV-AVE7PCHY
Maple	WPV-PVEP13MAP	WPV-AVE7PMAP

CabinetWare

***VENEER
SHEETS***



Sanded Unfinished	10mil Backer 4' x 8'	2 Ply Wood on Wood 4' x 8'
Cherry	WPV-SV48CHY10	WPV-SV48CHY.2PLY
Hickory	WPV-SV48HIC10	WPV-SV48HIC.2PLY
Mahogany	WPV-SV48MAH10	WPV-SV48MAH.2PLY
Maple	WPV-SV48MAP10	WPV-SV48MAP.2PLY
Red Oak	WPV-SV48RO10	WPV-SV48RO.2PLY
Sapele	WPV-SV48SAP10	WPV-SV48SAP.2PLY
Teak	WPV-SV48TEAK10	WPV-SV48TEAK.2PLY
Walnut	WPV-SV48WAL10	WPV-SV48WAL.2PLY
White Ash	WPV-SV48WA10	WPV-SV48WA.2PLY
White Oak	WPV-SV48WO10	WPV-SV48WO.2PLY

Sanded Unfinished	Phenolic Back 4' x 8'
Cherry	WPV-SV48CHY.PH
Maple	WPV-SV48MAP.PH

Please note - Some products featured in this catalog may not be stock items. See CabinetWare.com for current stock availability.



Hand-Carved Collections

Five unique carving collections that will add a fresh touch of elegance to your cabinetry. Each collection features three sizes of corbels, overlays, and an 8-foot carved moulding. This collection of unique motifs will make your cabinets stand out. Each piece is available in **Maple, Red Oak, Cherry** and a paintable **Resin**.

CabinetWare

"Vineyards"

WPO-IM.3024 Crown Ornament

WPO-IM.CA.56 Corbel 13" x 3½"

WPO-IM.CA.57 Corbel 9" x 6"

WPO-IM.CA.58 Corbel 6" x 3"

WPO-IM.3025 Grape Cluster, Small

WPO-IM.3026 Grape Cluster, Large

WPO-IM.7010 Carved Moulding x 8ft



CabinetWare

"Traditions"

WPO-IM.3009 Crown Ornament

WPO-IM.CA.37 Corbel 13" x 3½"

WPO-IM.CA.38 Corbel 9" x 6"

WPO-IM.CA.39 Corbel 6" x 3"

WPO-IM.3011 Rosette, Small

WPO-IM.3010 Rosette, Large

WPO-IM.7003 Carved Moulding x 8ft



"Interlacings"

- WPO-IM.3000 Crown Ornament
- WPO-IM.CA.28 Corbel 13" x 3½"
 WPO-IM.CA.30 Corbel 9" x 6"
 WPO-IM.CA.29 Corbel 6" x 3"
- WPO-IM.3001 Rosette, Small
 WPO-IM.3002 Rosette, Large
- WPO-IM.7000 Carved Moulding x 8ft



CabinetWare

"Metamorphosis"

- WPO-IM.3003 Crown Ornament
- WPO-IM.CA.33 Corbel 13" x 3½"
 WPO-IM.CA.32 Corbel 9" x 6"
 WPO-IM.CA.31 Corbel 6" x 3"
- WPO-IM.3005 Rosette, Small
 WPO-IM.3004 Rosette, Large
- WPO-IM.7001 Carved Moulding x 8ft



CabinetWare

"Contours"

- WPO-IM.3014 Crown Ornament
- WPO-IM.CA.42 Corbel 13" x 3½"
 WPO-IM.CA.41 Corbel 9" x 6"
 WPO-IM.CA.40 Corbel 6" x 3"
- WPO-IM.3012 Rosette, Small
 WPO-IM.3013 Rosette, Large
- WPO-IM.7004 Carved Moulding x 8ft



Please note - Some products featured in this catalog may not be stock items. See CabinetWare.com for current stock availability.

CabinetWare®
www.cabinetware.com

 Sarasota
 1-800-226-6300

 Jacksonville
 1-866-855-1575

 Orlando
 1-888-575-1500

 Tampa
 1-800-257-1855

"Mission"

WPO-IM.3029 Crown Ornament

WPO-IM.CA.67 Corbel 13" x 3½"

WPO-IM.CA.68 Corbel 9" x 6"

WPO-IM.CA.69 Corbel 6" x 3"

WPO-IM.CA.66 Corbel 12" x 3½"

WPO-IM.CA.80 Corbel 28" x 5½"

WPO-IM.3027 Rosette, Small

WPO-IM.3028 Rosette, Large

WPO-IM.CA.5104 Full Round Island
Turning 35¼" x 3"




CabinetWare

Solid Wood Lattices



¼" thick x 2' wide x 4' long.
Flush 45°. ¾" Opening.
WPO-LAT102



¼" thick x 2' wide x 4' long.
Flush 90°. ¾" Opening.
WPO-LAT103



¼" thick x 2' wide x 4' long.
Overlap 90°. 5/8" Opening.
WPO-LAT1105



¼" thick x 2' wide x 4' long.
Overlap 45°. 5/8" Opening.
WPO-LAT1106


Available in Maple (MAPLE), Cherry (CHER), Beech (BEEC) & Red Oak (OAK)

CabinetWare

Textured Panels



3/8" thick x 2' wide x 4' long.
WPO-3995.P



3/8" thick x 2' wide x 4' long.
WPO-4114.P




3/8" thick x 2' wide x 4' long.
WPO-4414.P



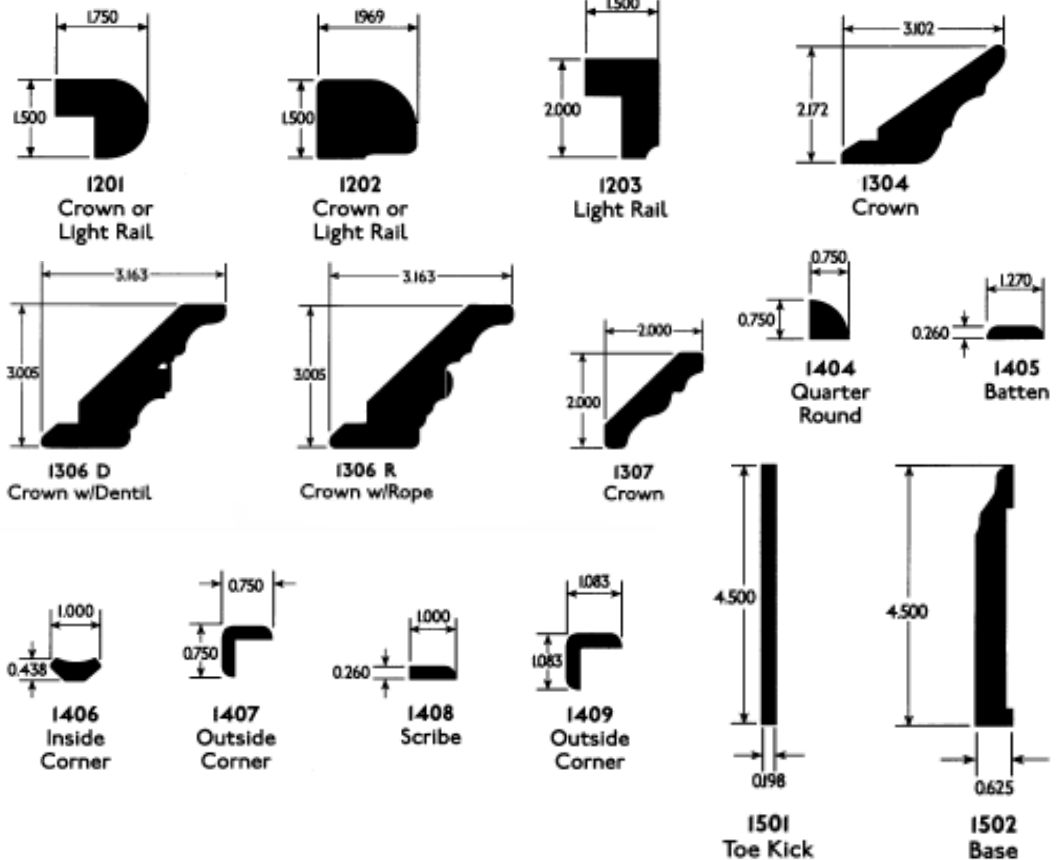
3/8" thick x 2' wide x 4' long.
WPO-4426.P

Available in White Hardwood (WHW), Red Oak (OAK) & Cherry (CHER) Veneered Plywood



3/8" thick x 2' wide x 4' long.
WPO-7175.P

B E R G
P R O F I L E S



Available in the following finishes

110	199	210	212	220	310	410
White Paper	Paint Grade Paper	Red Oak Veneer	Maple Veneer	Cherry Veneer	Crystal White Vinyl	Black

WHY BUY WRAPPED MOULDINGS?

DIAMENSIONAL STABILITY

Less warping, bowing and twisting.

CONSISTENCY

Color, grain characteristics and finish are the same from piece to piece.

QUALITY

Fewer defects due to cracking, splitting, mineral streaks, sap stains, etc.

PRESERVATION OF NATURAL RESOURCES

Using materials other than solid lumber.

YIELD

Wrapped mouldings are 100% usable. With solid wood, typical yields are less than 50% due to natural defects and the manufacturing process.

Please note - Some products featured in this catalog may not be stock items. See CabinetWare.com for current stock availability.

